



10 Grimsell Close

Foxhill, Sheffield, S6 1AN

Guide price £180,000



10 Grimsell Close

Foxhill, Sheffield, S6 1AN

Guide price £180,000



Nestled in the tranquil cul-de-sac of Grimsell Close, Sheffield, this charming mid-terrace house, built in 1940, offers a delightful blend of modern living and natural beauty. With three generously sized double bedrooms, this property is perfect for families or those seeking extra space. The interior has been thoughtfully modernised throughout, ensuring a comfortable and stylish environment.

One of the standout features of this home is the beautiful landscaped garden, providing a serene outdoor space for relaxation and entertaining. The garden not only enhances the aesthetic appeal of the property but also offers a picturesque woodland view, creating a peaceful retreat right at your doorstep.

Additionally, the property boasts a versatile office/dressing area, ideal for those who work from home or require extra storage space. The conservatory adds to the charm of the home, allowing for an abundance of natural light and a seamless connection to the garden.

This property is a rare find in a sought-after location, combining the convenience of modern amenities with the tranquillity of a woodland setting. Whether you are looking to settle down or invest, this home at Grimsell Close is sure to impress.

Lounge/Dining Room

24'1" x 11'5" max (7.33m x 3.47m max)

The lounge and dining room is a spacious, open-plan area that extends to a maximum length of 7.33 metres, featuring stylish wood-effect flooring and a charming wood-burning stove set within a decorative mantelpiece. Sliding patio doors provide a seamless connection to the conservatory, flooding the space with natural light and offering views of the garden. The adjoining dining area comfortably accommodates a circular table with chairs, creating a cosy spot for meals and gatherings.

Kitchen

16'4" x 6'3" (4.97m x 1.90m)

The kitchen is a well-appointed galley-style space with a clean, modern design. It features white cabinetry with ample storage, complemented by wood-effect flooring and a glossy dark grey subway tile splashback. Integrated appliances include a double oven and electric hob, while a window above the sink fills the room with daylight. The kitchen provides practical access to the rear hallway and front entrance.

Conservatory

8' x 9'10" (2.44m x 3.00m)

The conservatory offers a bright and airy space with a white interior and light wood-effect flooring that matches the rest of the ground floor. It is comfortably furnished with a classic sofa and boasts windows and sliding doors that open out to the garden, providing a lovely spot to enjoy the outdoors from indoors.

Rear Garden

The garden is a beautifully maintained outdoor space, featuring a lush artificial lawn bordered by a variety of colourful shrubs and plants. A raised decked area adjoins the conservatory, perfect for outdoor

seating, while a charming covered seating area with soft furnishings provides a sheltered retreat. The garden is enclosed with fencing and enjoys a peaceful backdrop of mature trees, creating a private and relaxing environment.

Bedroom 1 and Bedroom 2 with Occasional Room

14'8" x 8'3" (4.47m x 2.51m)

On the first floor, the bedroom offers generous space with a window overlooking the front of the house. It features warm carpeting and neutral painted walls, creating a comfortable atmosphere. The other bedroom is similarly carpeted and benefits from a window with garden views, offering a peaceful retreat. There is also an occasional room, ideal for a study or hobby space, with storage cupboards nearby.

Bathroom

The bathroom is fully tiled in neutral tones and includes a white bathtub with shower attachment, a modern vanity unit with basin, a WC, and a heated towel rail. A frosted window allows natural light while maintaining privacy.

Bedroom 3

12'6" x 17'11" (3.81m x 5.47m)

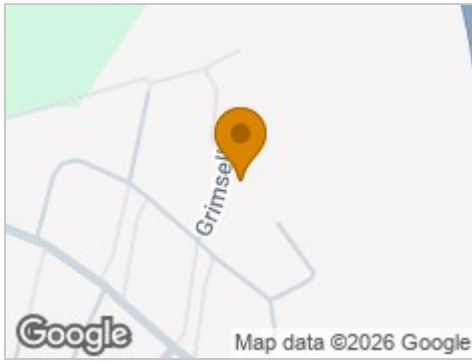
The second floor bedroom is a bright and spacious room with light wood flooring and two skylight windows that fill the space with natural light. The room features a bold dark teal accent wall at the far end and includes ample space for a bed and additional furniture, making it a versatile master suite.

Hallway

The hallway is bright and welcoming, featuring light flooring and painted walls accented with a splash of vibrant teal near the staircase. The space comfortably leads to the kitchen and lounge/diner and includes stairs ascending to the first floor with a handy under-stairs storage cupboard.



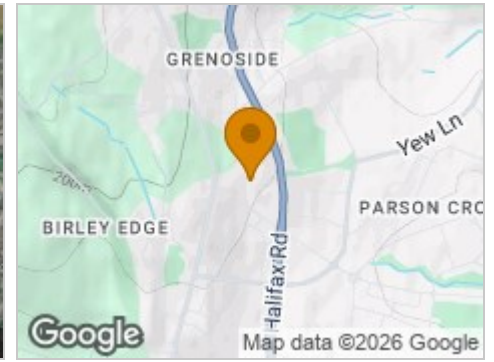
Road Map



Hybrid Map



Terrain Map



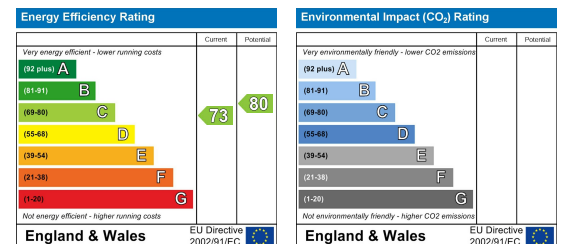
Floor Plan



Viewing

Please contact our JPM Estate Agents Ltd Office on 01226610606 if you wish to arrange a viewing appointment for this property or require further information.

Energy Efficiency Graph



These particulars, whilst believed to be accurate are set out as a general outline only for guidance and do not constitute any part of an offer or contract. Intending purchasers should not rely on them as statements of representation of fact, but must satisfy themselves by inspection or otherwise as to their accuracy. No person in this firm's employment has the authority to make or give any representation or warranty in respect of the property.